

# Fair Haven Public Schools

## NJASK 2014

### Grades 3 – 8

## ***SUMMARY OF RESULTS***

***Presented at the BOE meeting on 10/22/14***





# WAYS TO EXAMINE TESTING DATA



*Currently, results are viewed in comparison to other like districts (DFG Comparisons). These DFG groupings are based on socio-economic factors. Examples of DFG I districts in Monmouth County include Shrewsbury, Holmdel, Colts Neck, Spring Lake, Monmouth Beach, Avon-by-the Sea, Millstone Township.*

# Basics of the New Jersey Assessment of Skills and Knowledge (NJASK)

ALL students in grades 3-8 take assessments in language arts and mathematics – also grade 4 and 8 take science -

- Purpose to assess the attainment of the NJ Core Curriculum Content Standards
- Subgroups and populations are counted in grade bands (grades 3-5; 6-8)
- Scores are counted by total population and subgroups



## **Class of 2019 – 3<sup>rd</sup> Grade NJASK RESULTS**

### **MATHEMATICS**

	<b>Partially Proficient</b>	<b>Proficient</b>	<b>Advanced Proficient</b>	<b>Total Adv/Prof</b>
<b><i>FH</i></b>	10.7	32	57.3	89.3
<b><i>DFGI</i></b>	10.7	30.9	58.4	89.3

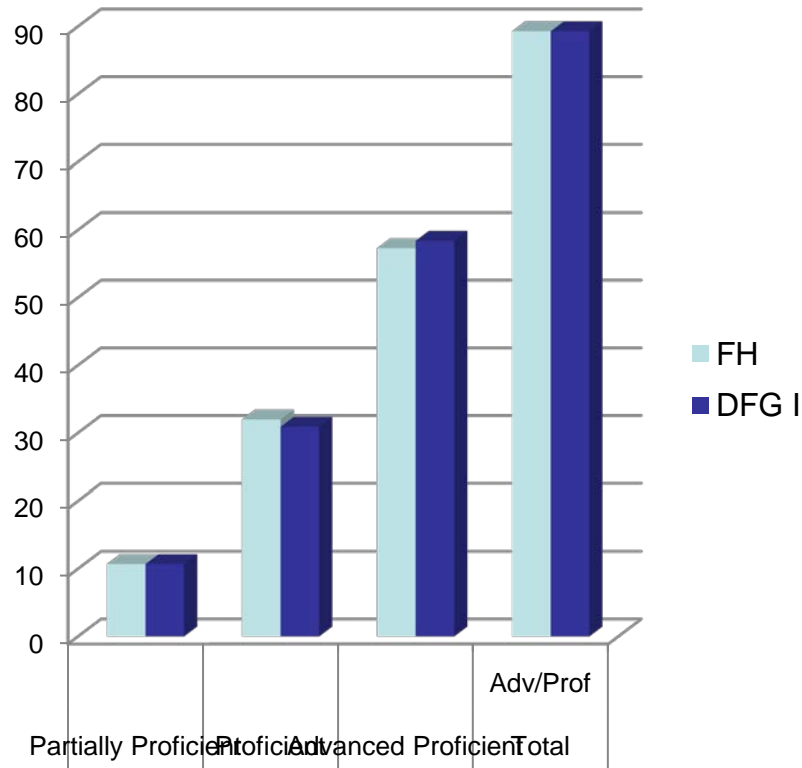
### **LITERACY**

	<b>Partially Proficient</b>	<b>Proficient</b>	<b>Advanced Proficient</b>	<b>Total Adv/Prof</b>
<b><i>FH</i></b>	11.8	81.4	6.9	88.3
<b><i>DFGI</i></b>	16.1	75.4	8.6	84

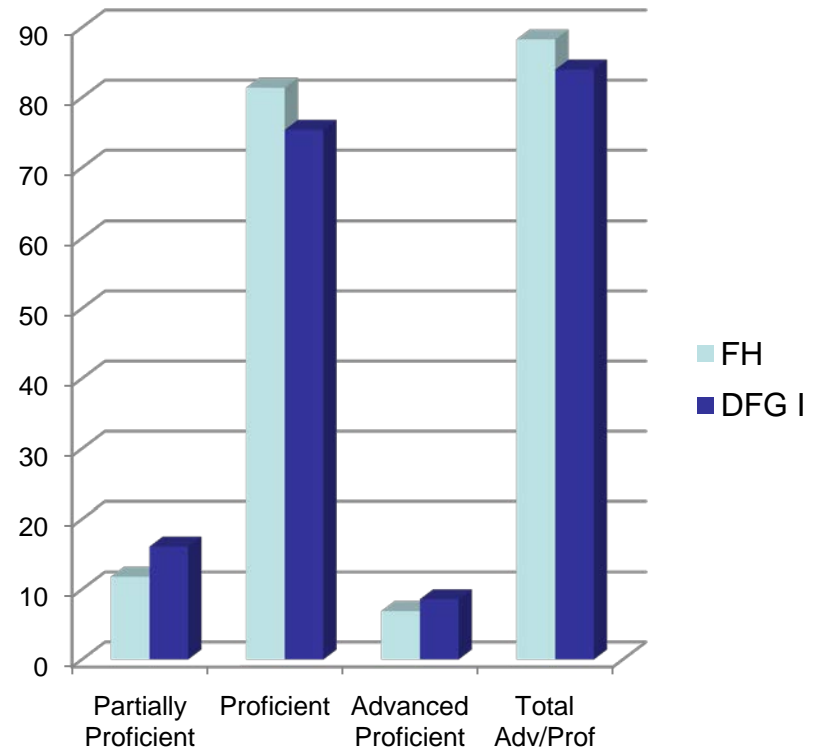
# Class of 2019

## 3<sup>rd</sup> Grade NJASK RESULTS

### Mathematics



### Literacy





# Class of 2018 – 4<sup>th</sup> Grade NJASK RESULTS



## MATHEMATICS

	Partially Proficient	Proficient	Advanced Proficient	Total Adv/Prof
<i>FH</i>	18.1	43.5	38.4	81.9
<i>DFGI</i>	11.1	35.5	53.4	88.9

## LITERACY

	Partially Proficient	Proficient	Advanced Proficient	Total Adv/Prof
<i>FH</i>	19	74.5	6.6	81.1
<i>DFGI</i>	20.1	72.1	7.8	79.9

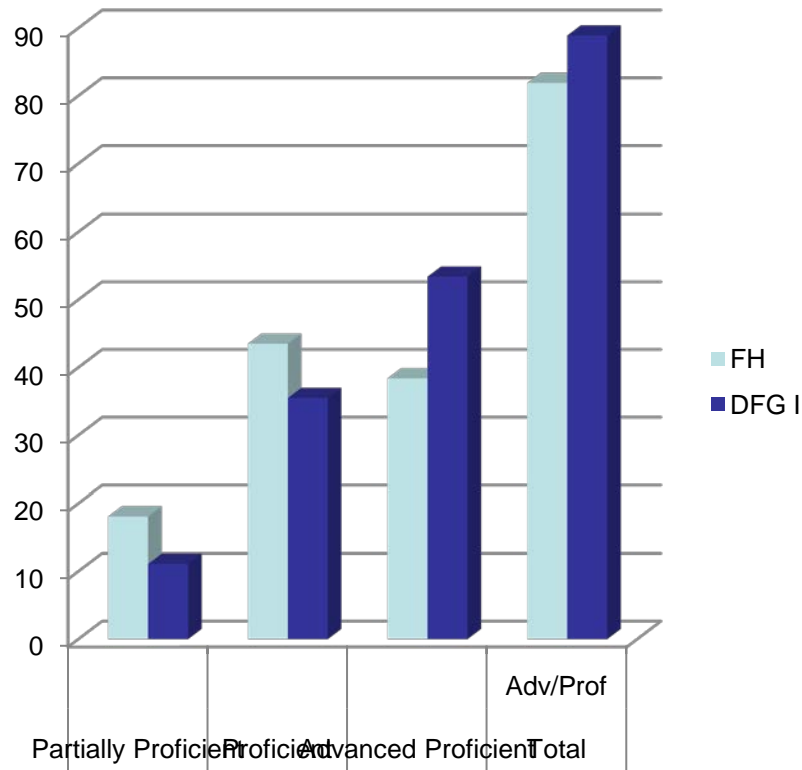
## SCIENCE

	Partially Proficient	Proficient	Advanced Proficient	Total Adv/Prof
<i>FH</i>	5	38.1	56.8	94.9
<i>DFGI</i>	3.6	29.7	66.8	96.5

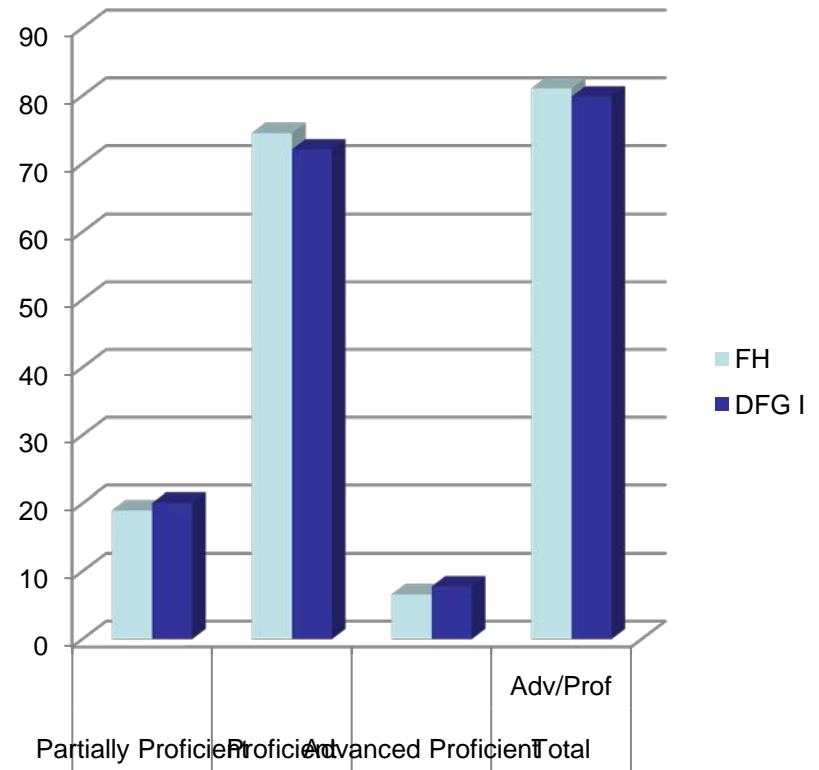
# Class of 2018

## 4<sup>th</sup> Grade NJASK RESULTS

### Mathematics



### Literacy





## ***Class of 2017 – 5<sup>th</sup> Grade NJASK Results***

### ***MATHEMATICS***

	<b>Partially Proficient</b>	<b>Proficient</b>	<b>Advanced Proficient</b>	<b>Total Adv/Prof</b>
<b><i>FH</i></b>	3.4	38.8	57.8	96.6
<b><i>DFG I</i></b>	8.3	35.3	56.4	91.7

### ***LITERACY***

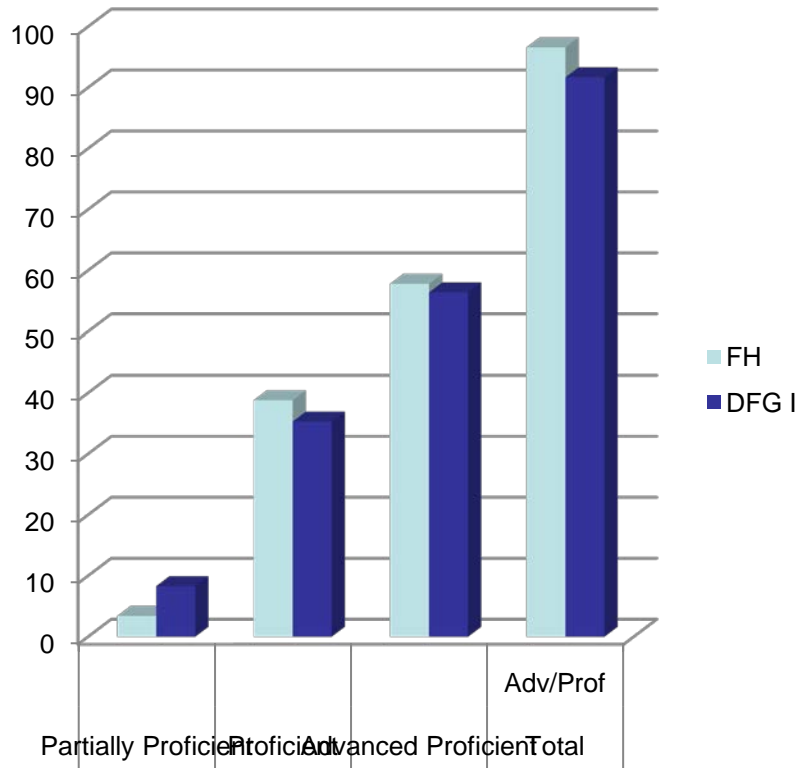
	<b>Partially Proficient</b>	<b>Proficient</b>	<b>Advanced Proficient</b>	<b>Total Adv/Prof</b>
<b><i>FH</i></b>	16.4	65.5	18.1	83.6
<b><i>DFG I</i></b>	18	65.7	16.2	81.9



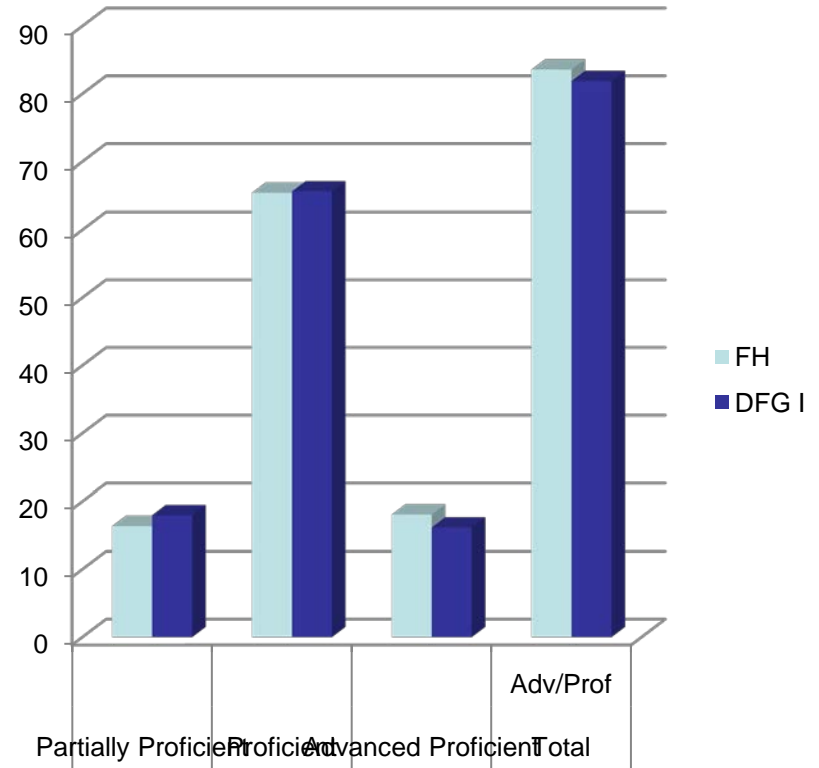
# Class of 2017

## 5<sup>th</sup> Grade NJASK Results

### Mathematics



### Literacy





## **Class of 2016 – 6<sup>th</sup> Grade NJASK Results**

### **MATHEMATICS**

	<b>Partially Proficient</b>	<b>Proficient</b>	<b>Advanced Proficient</b>	<b>Total Adv/Prof</b>
<b><i>FH</i></b>	5.5	39.1	55.5	94.6
<b><i>DFG I</i></b>	8.9	38.3	52.8	91.1

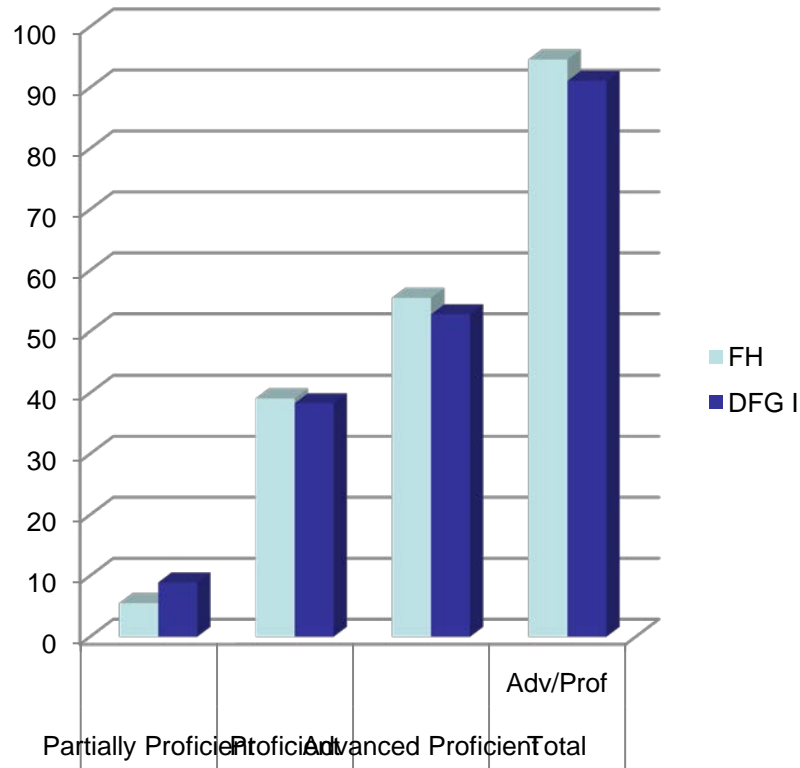
### **LITERACY**

	<b>Partially Proficient</b>	<b>Proficient</b>	<b>Advanced Proficient</b>	<b>Total Adv/Prof</b>
<b><i>FH</i></b>	10.7	68.8	20.5	89.3
<b><i>DFG I</i></b>	14.9	68.2	16.9	85.1

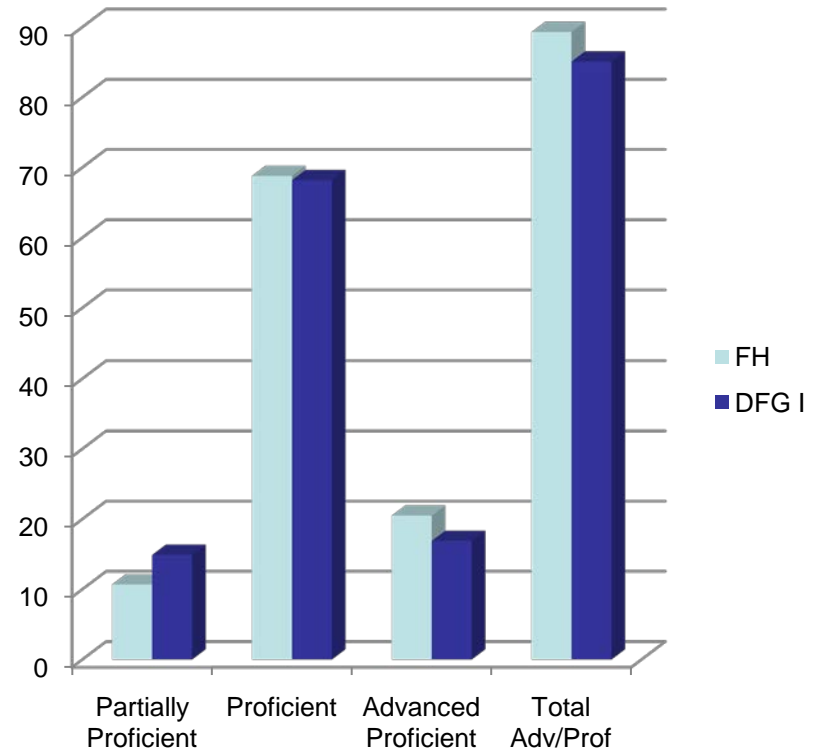
# Class of 2016

## 6<sup>th</sup> Grade NJASK Results

### Mathematics



### Literacy





## ***Class of 2015 – 7<sup>th</sup> Grade NJASK Results***

### ***MATHEMATICS***

	<b>Partially Proficient</b>	<b>Proficient</b>	<b>Advanced Proficient</b>	<b>Total Adv/Prof</b>
<b><i>FH</i></b>	11.2	48.6	40.2	88.8
<b><i>DFG I</i></b>	16.1	43	40.9	83.9

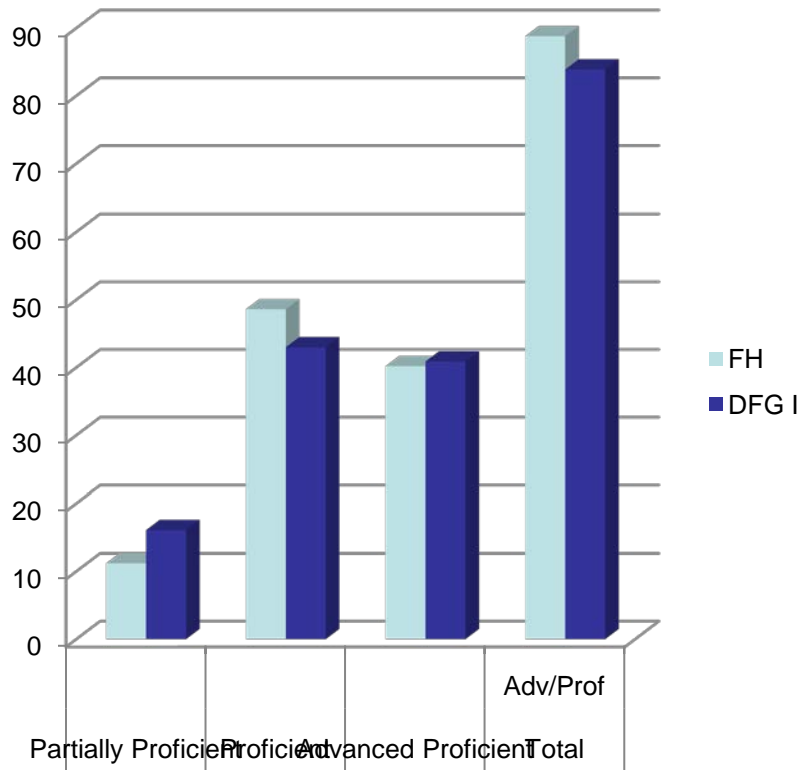
### ***LITERACY***

	<b>Partially Proficient</b>	<b>Proficient</b>	<b>Advanced Proficient</b>	<b>Total Adv/Prof</b>
<b><i>FH</i></b>	11.2	56.1	32.7	88.8
<b><i>DFG I</i></b>	16.3	55.8	27.9	83.7

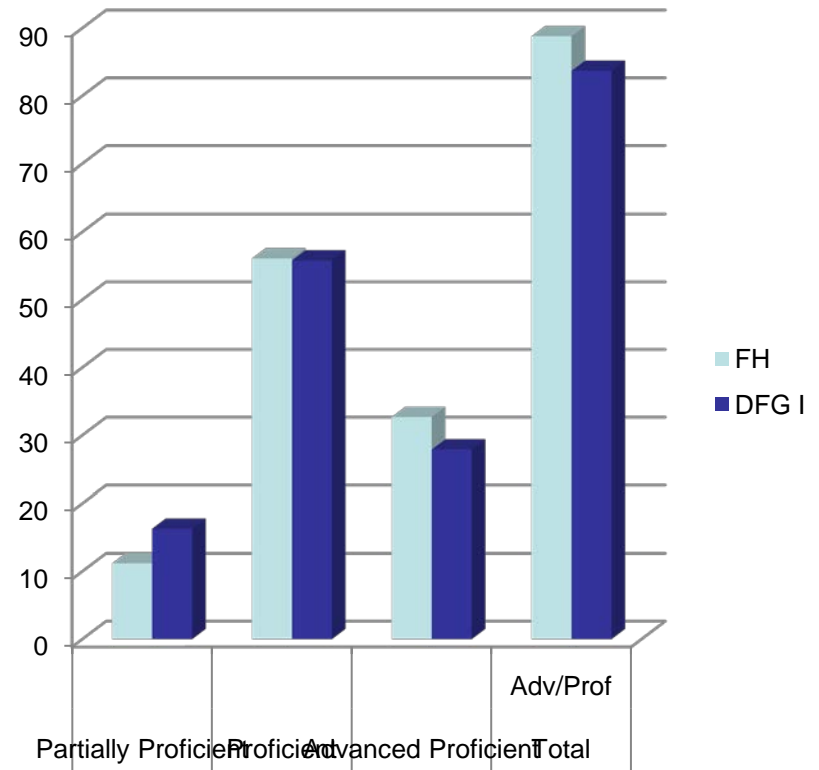
# Class of 2015

## 7<sup>th</sup> Grade NJASK Results

### Mathematics



### Literacy





# Class of 2014 – 8<sup>th</sup> Grade NJ ASK Results



## MATHEMATICS

	Partially Proficient	Proficient	Advanced Proficient	Total Adv/Prof
<i>FH</i>	10.5	33.1	56.5	89.6
<i>DFG I</i>	13.1	34.5	52.4	86.9

## LITERACY

	Partially Proficient	Proficient	Advanced Proficient	Total Adv/Prof
<i>FH</i>	7.2	78.4	14.4	92.8
<i>DFG I</i>	7	70	22.9	92.9

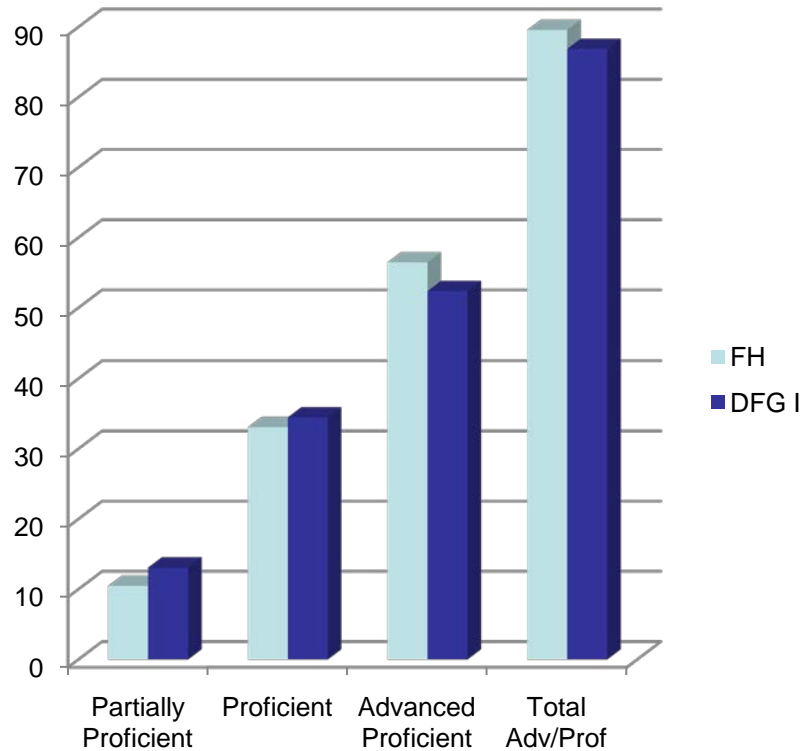
## SCIENCE

	Partially Proficient	Proficient	Advanced Proficient	Total Adv/Prof
<i>FH</i>	5.6	42.1	52.4	94.5
<i>DFG I</i>	7.4	47.3	45.3	92.6

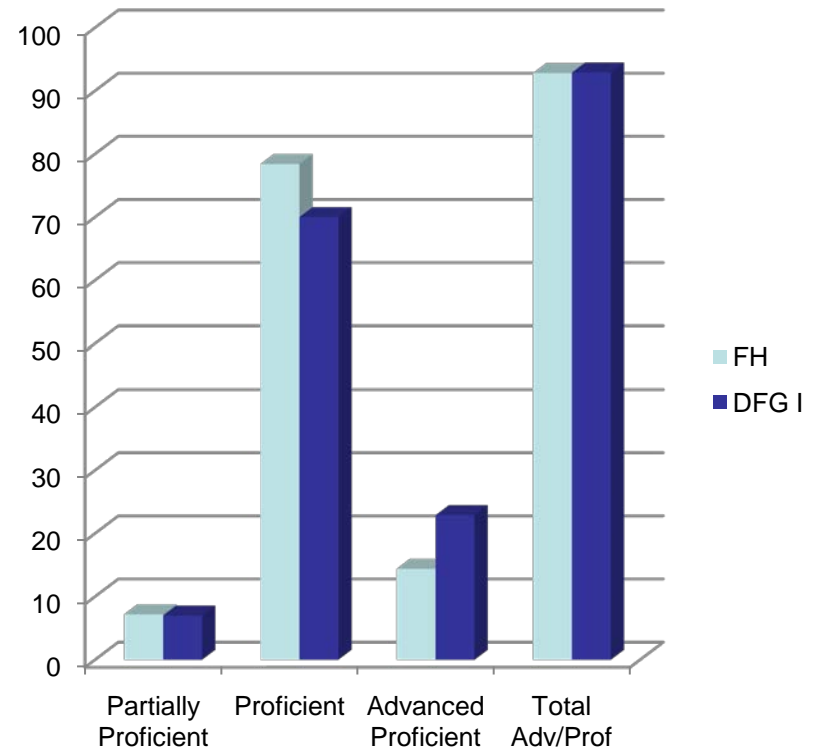
# Class of 2014

## 8<sup>th</sup> Grade NJ ASK Results

### Mathematics



### Literacy





## Class of 2018: Current Grade 5 3<sup>rd</sup> & 4<sup>th</sup> Grade NJASK Results



### MATHEMATICS

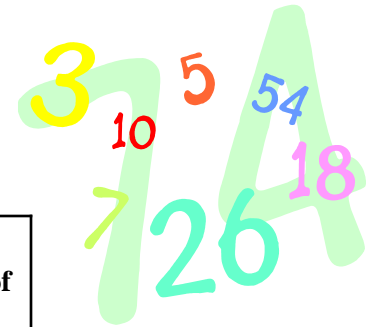
	Partially Proficient	Proficient	Advanced Proficient	Total Adv/Prof
2013 Grade 3	9.0	32.0	59.0	91.0
2014 Grade 4	18.1	43.5	38.4	81.9

Below DFG  
(88.9)

### LITERACY

	Partially Proficient	Proficient	Advanced Proficient	Total Adv/Prof
2013 Grade 3	12.0	70.0	18.0	88.0
2014 Grade 4	19	74.5	6.6	81.1

Above DFG  
(79.9)







**Class of 2017: Current Grade 6  
3<sup>rd</sup>, 4<sup>th</sup> & 5<sup>th</sup> Grade NJASK Results**



**LITERACY**

	Partially Proficient	Proficient	Advanced Proficient	Total Adv/Prof
2012 Grade 3	5.8	82.6	11.6	94.2
2013 Grade 4	11.7	65.8	22.5	88.3
2014 Grade 5	16.4	65.5	18.1	83.6

Above DFG

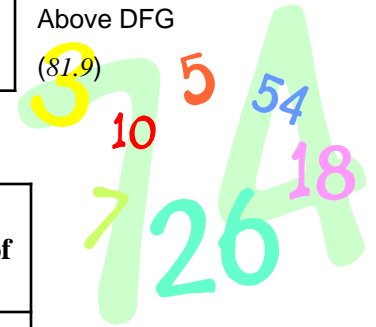
(81.9)

**MATHEMATICS**

	Partially Proficient	Proficient	Advanced Proficient	Total Adv/Prof
2012 Grade 3	5.0	38.0	57.0	95.0
2013 Grade 4	7.5	47.5	45	92.5
2014 Grade 5	3.4	38.8	57.8	96.6

Above DFG

(91.7)





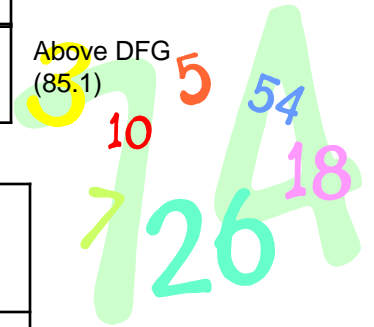
**Class of 2016: Current Grade 7**  
**3<sup>rd</sup>, 4<sup>th</sup>, 5<sup>th</sup> & 6<sup>th</sup> Grade NJASK Results**



**LITERACY**

	Partially Proficient	Proficient	Advanced Proficient	Total Adv/Prof
2011 Grade 3	10.4	71.7	17.9	89.6
2012 Grade 4	18.9	64.2	17.0	81.2
2013 Grade 5	11.4	62.3	26.3	88.6
2014 Grade 6	10.7	68.8	20.5	89.3

Above DFG  
(85.1)



**MATHEMATICS**

	Partially Proficient	Proficient	Advanced Proficient	Total Adv/Prof
2011 Grade 3	5.7	43.4	50.9	94.3
2012 Grade 4	6.6	50.0	43.4	93.4
2013 Grade 5	2.6	25.4	71.9	97.4
2014 Grade 6	5.5	39.1	55.5	94.6

Above DFG  
(91.1)



## Class of 2015: Current Grade 8 4<sup>th</sup>, 5<sup>th</sup>, 6<sup>th</sup> & 7<sup>th</sup> Grade NJASK Results



### LITERACY

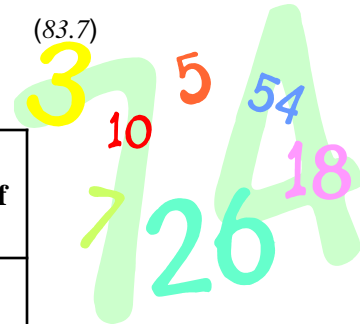
	Partially Proficient	Proficient	Advanced Proficient	Total Adv/Prof
2011 Grade 4	15.3	64.9	19.8	84.7
2012 Grade 5	15.3	75.7	9.0	84.7
2013 Grade 6	12.6	82.0	5.4	87.4
2014 Grade 7	11.2	56.1	32.7	88.8

Above DFG  
(83.7)

### MATHEMATICS

	Partially Proficient	Proficient	Advanced Proficient	Total Adv/Prof
2011 Grade 4	7.2	52.3	40.5	92.8
2012 Grade 5	1.8	37.8	60.4	98.2
2013 Grade 6	4.5	47.7	47.7	95.4
2014 Grade 7	11.2	48.6	40.2	88.8

Above DFG  
(83.9)





## Class of 2014: Current Grade 9 5<sup>th</sup>, 6<sup>th</sup>, 7<sup>th</sup> & 8<sup>th</sup> Grade NJASK Results




### LITERACY

	Partially Proficient	Proficient	Advanced Proficient	Total Adv/Prof
2011 Grade 5	17.1	63.4	19.5	82.9
2012 Grade 6	20.3	71.5	8.1	79.6
2013 Grade 7	11.3	62.1	26.6	88.7
2014 Grade 8	7.2	78.4	14.4	92.8

= DFG  
(92.9)

### MATHEMATICS

	Partially Proficient	Proficient	Advanced Proficient	Total Adv/Prof
2011 Grade 5	5.7	33.3	61.0	94.3
2012 Grade 6	5.7	37.4	56.9	94.3
2013 Grade 7	8.1	43.9	48.0	91.9
2014 Grade 8	10.5	33.1	56.5	89.6



Above DFG  
(86.9)